

8

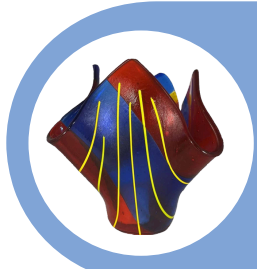
GLASS PROJECTS

basics to intermediate

Fridays 9:00-11:30

Members \$60 per class + materials
Nonmembers \$70 per class + materials

Buy any 3 workshops and save 10%




**Oct-
Dec 2024**

Create a variety of glass products with Julie while learning the basics and building your skills over time!

Learn how to create bubbles as a design element. Create a 10" plate or drape it into a vase or candle holder.
Materials: \$33

**October
4**



**October
11**

Continue to learn the basics of working with stringers with a variety of colors and linear designs.
Materials: \$60

Learn how to create beautiful designs with silver foil and decorative paper punches. Create 1 large plate or a set of smaller stacking plates.
Materials: \$26

**October
25**




**November
1**

Create a platter or channel plate using a variety of Milestone Decals.
Materials: \$33-38

Learn how to create round forms by working with medium frit. Experiment with reactive colors.
Materials: \$15-30

**November
8**





**November
22**

Continue working with medium frit and learn how to create the sugary texture of a simple pâte-de-verre channel plate.
Materials: \$30-45

Use your creativity and imagination with stacks of glass, in either an aligned or random pattern.
Materials: \$20

**December
13**



**December
20**

Using a variety of the techniques you have practiced, create your own, one-of-a-kind dish, platter, vase, or candle holder, this time adding dichroic glass!
Materials: \$33-36

Feel free to call, email, or text!
Julie Sawyer
rootsawyer@gmail.com
413-221-1695

Questions?

